

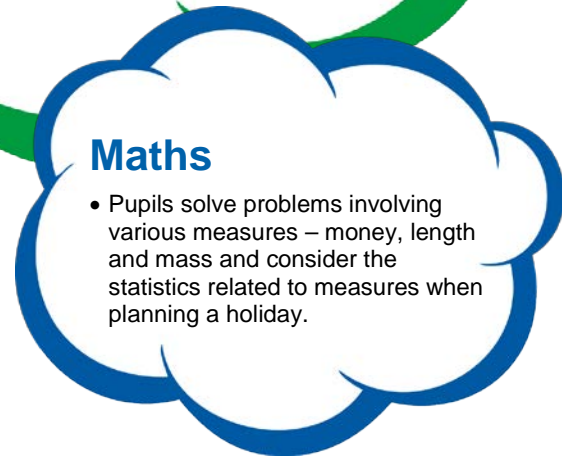
# Summaries



## The World is our Oyster

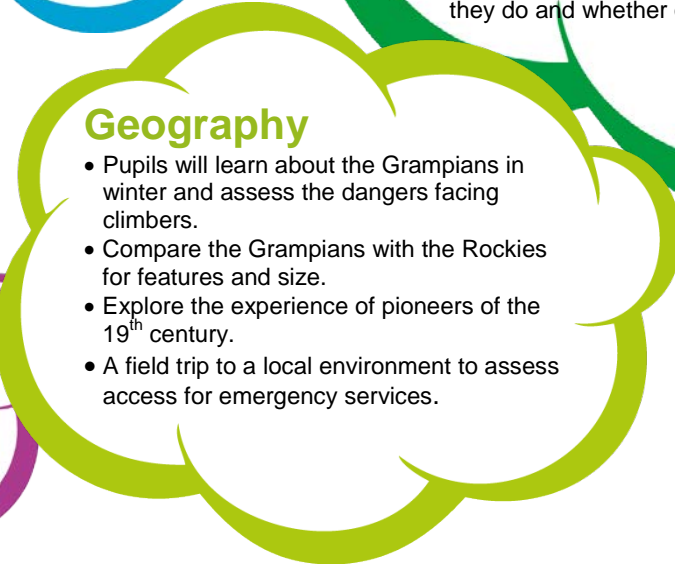
### Languages

- Has anyone ever eaten oysters? In this Unit pupils discover the place of oysters in French culture and will learn about the two different types of oyster, and how they are categorised for sale. They will listen to and read a traditional tale from Brittany, which is also an important area for oyster cultivation. King Gradlon was certainly blessed in the early days of his reign and the world was most certainly his oyster.
- The third person singular and plural forms of être are introduced and the pupils use bilingual dictionaries to find adjectives which will then be applied to use adjectival agreements with feminine plural nouns.
- They will practise larger numbers in examining the categorisation of oysters, and will learn that the names of jobs work like adjectives, and so will look at the feminine forms of some jobs.
- Pupils will also listen to some French people saying what jobs they do and whether or not they like them.



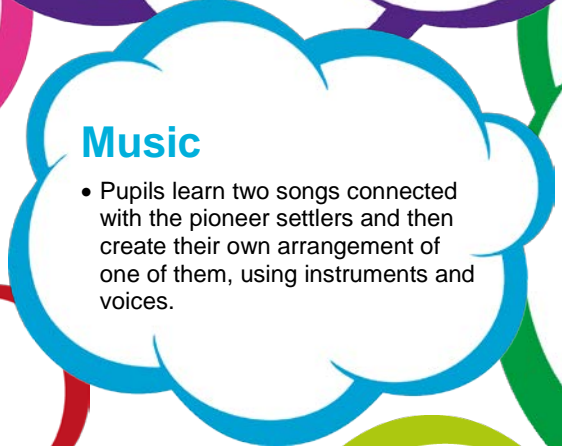
### Maths

- Pupils solve problems involving various measures – money, length and mass and consider the statistics related to measures when planning a holiday.



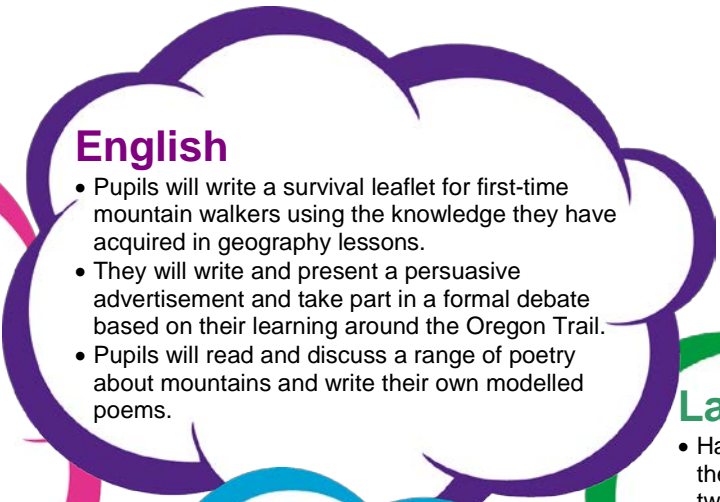
### Geography

- Pupils will learn about the Grampians in winter and assess the dangers facing climbers.
- Compare the Grampians with the Rockies for features and size.
- Explore the experience of pioneers of the 19<sup>th</sup> century.
- A field trip to a local environment to assess access for emergency services.



### Music

- Pupils learn two songs connected with the pioneer settlers and then create their own arrangement of one of them, using instruments and voices.



### English

- Pupils will write a survival leaflet for first-time mountain walkers using the knowledge they have acquired in geography lessons.
- They will write and present a persuasive advertisement and take part in a formal debate based on their learning around the Oregon Trail.
- Pupils will read and discuss a range of poetry about mountains and write their own modelled poems.



### Design and Technology

- Pupils will use colour and pattern to design a bag.
- Use sewing and decoration techniques to make a bag.



### Computing

- Use Google Earth to explore 2 locations and collect information to compare and contrast.
- Use unit converters to compare values from different countries.
- Learn how to set up a blog and contribute by making a simple post.
- Learn how to add text, pictures, links and labels to a blog post.
- Embed videos into a blog post, understanding how embed code can be used to add a variety of interactivity or multimedia.



### Art and Design

- Pupils will learn about Native Americans – particularly the Navajo.
- They will learn about Navajo design and the symbols, colours and patterns they use in their rugs.
- Navajo weaver Winnie Henry
- Pupils will design symbols to represent themselves and work in small groups to design their own rug using the mathematical skills needed to mirror their design twice.